



# PRE-K FALL TRAINING

Faubion Elementary School  
October 27, 2010





# REFLECTION

WHAT IS YOUR FAVORITE SEASON?



# REFLECTION



- After the training in August:
  - What new learning did you integrate into your lessons?
  - What did you change?
  - What new student learning occurred because of it?



# SECOND NINE WEEKS

- Building and Understanding Our Community
- Observing the Earth





# GOALS FOR TODAY

- Promote collaboration
- Model reflective practice
- Establish clear learning targets





# BUILDING AND UNDERSTANDING OUR COMMUNITY


- Thinking end in mind, what do we want students to be able to do at the end of this unit?
- Performance Task





# LESSON PLAN: WHAT IS A COMMUNITY

- KWL chart
- Read Aloud
- Building a community map
- Additional activities with focused learning targets







# PERFORMANCE TASK

*TRANSFER LEARNING TO A NEW SITUATION*



# SCORING USING A RUBRIC

- Student work samples

Performance Task Rubric  
Kidpix- Creating a Community  
2<sup>nd</sup> Nine Weeks

Students will use Kidpix to draw a picture of something that is part of their community. Students will record their voices to explain how their selections are part of the community. The teacher will create a slideshow using the pictures and the recordings for the class to demonstrate their learning.

	4 Mastery/ Advanced	3 Mastery	2 Developing	1 Emerging
<b>Able to open and navigate Kidpix.</b>	Child independently opens Kidpix and uses various tools (stamps, backgrounds, pencil, etc.).	Child successfully opens Kidpix and begins to use tools.	Child is able to open Kidpix but cannot navigate the program.	Child is unable to locate Kidpix.
<b>Makes a voice recording using Kidpix.</b>	Child independently records their voice.	Child attempts to make a voice recording.	Child is able to locate the voice recording tool.	Child is unable to locate the voice recording tool.
<b>Creates a community using Kidpix.</b>	Child depicts their community using buildings, people, and transportation.	Child depicts their community using <b>two</b> of the following: buildings, people, or transportation.	Child depicts their community using <b>one</b> of the following: buildings, people, or transportation.	Child is unable to draw their community.
<b>Describes what makes their drawing a community.</b>	Child is able to explain <b>why</b> their selections are a part of the	Child is able to list the parts of the community in their drawing.	Child describes a part of their drawing.	Child is unable to describe their drawing.






# REFLECTION

WHAT IS YOUR LEAST FAVORITE SEASON AND WHY?





# IDEAS

WHAT IDEAS HAVE YOU GENERATED?  
WHAT IMPLICATIONS DOES IT HAVE FOR LEARNING?





BREAK

15 MINUTES



explore  
time describe  
**students** natural  
data copying change  
properties  
Students recognizing  
representations world  
observing graphic  
materials collecting sorting  
**patterns** seasons  
observe **Earth**  
sky investigate  
unit organizing  
weather

# OBSERVING THE EARTH





ROCK, ROCK

TIME FOR A LITTLE FUN...

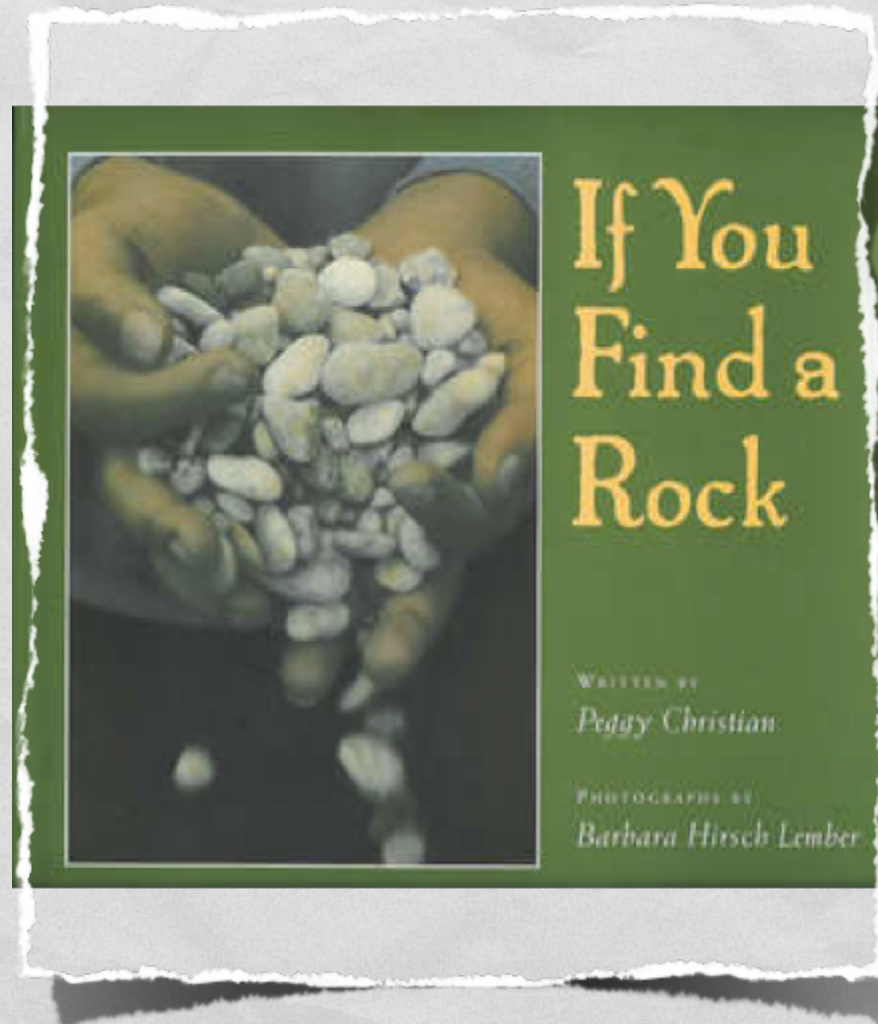


# ROCK RIDDLES

- 1. What does a rock want to be when it grows up?
- 2. What do you call a dog who collects rocks?
- 3. What do you do to a baby rock?
- 4. What is a rock's favorite kind of music?
- 5. Where do rocks sleep?
- 6. How do rocks wash their clothes?
- 7. What is a rock's favorite transportation?
- 8. What is a rock's favorite cereal?
- 9. Where is a rock's favorite golf course?
- 10. What is a rock's favorite television show?




# READ ALOUD





# SORTING, PATTERNING, RECORDING

- 3 ways to sort
- 3 ways to pattern
- Recording observations
- Article





# DISCUSSION

- Performance Task





# CHOOSE YOUR OWN LEARNING TIME:

Planning with a folder--Sandy

Kid Pix 101--Karen

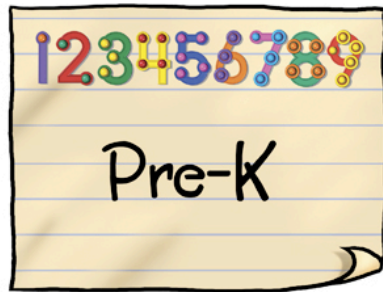
Graphing--Beth



# PRE-K WIKI

► <http://lisdprek.wikispaces.com/>

Welcome to the Pre-K Wiki!



"A cool place to give and get ideas!"







# REFLECTION

PLUS/DELTA

WHAT WENT WELL FOR YOU TODAY?

WHAT CAN WE DO BETTER FOR NEXT TIME?

